

Exclusive Fountains

Musical fountain requirements



This picture is a “still” of a musical fountain

A musical fountain must have a pool, lights, pumps, nozzles, controls and sound system.

The pool

The pool can be as big as the space you have, but you must have some where for the controls to go, if you build a double walled pool you can put the controls in this, or it can be some where very close to the fountain.

Lights

By far the best way of lighting a fountain is from below the water level, how ever it is is for public display ideally you should have **public display** lights, you should also have one colour of each light you have for each nozzle, so in effect one nozzle could have five or six lights (this allows for an even illumination)

Pumps

The easiest and most economical way is to have one pump per nozzle this way you do not need complicated wiring for valves etc.

You can have what ever combination of nozzles you like from frothy to pirouette, but the pump must be able to operate each nozzle. You should also consider the **J.W rule**

Existing fountain

We do not recommend converting an existing fountain into a musical fountain, there are several problems which need to be overcome, the main one is that of compatibility between the "control gear" of the musical fountain and your existing equipment.

Also a musical fountain has a large quantity of nozzles, the more nozzles the more varied display can be achieved, most static fountains have only one or 2 jets / pumps (manifolds not included) For example the musical fountain pictured at the top of this page has over 50 nozzles and 15 pumps (and 5 light colours)

Exclusive Fountains

Controls

With our **access** software you have to have DMX dimmers to act as an interface and as previously mentioned you can put these in the pool wall cavity, however it is best if you have a "control room" elsewhere that way you can change the sequence of your fountain, on / off times without having to go near the fountain itself. Please also note to avoid incompatibility problems with your existing equipment we can not supply access software on its own.

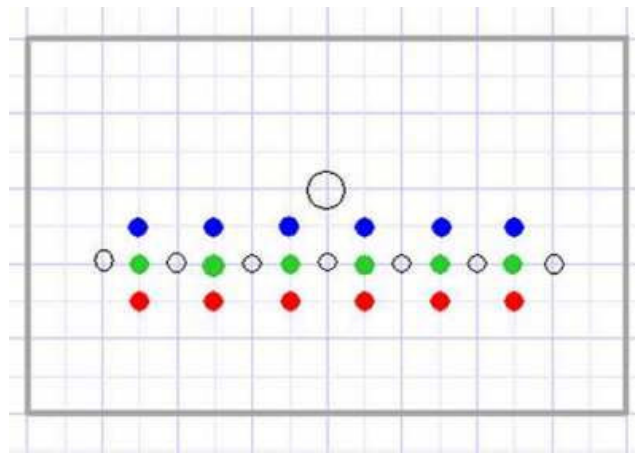
Sound System

The best way to have sound for a fountain is to have several small speakers around its perimeter or buried in the ground or wall of the fountain

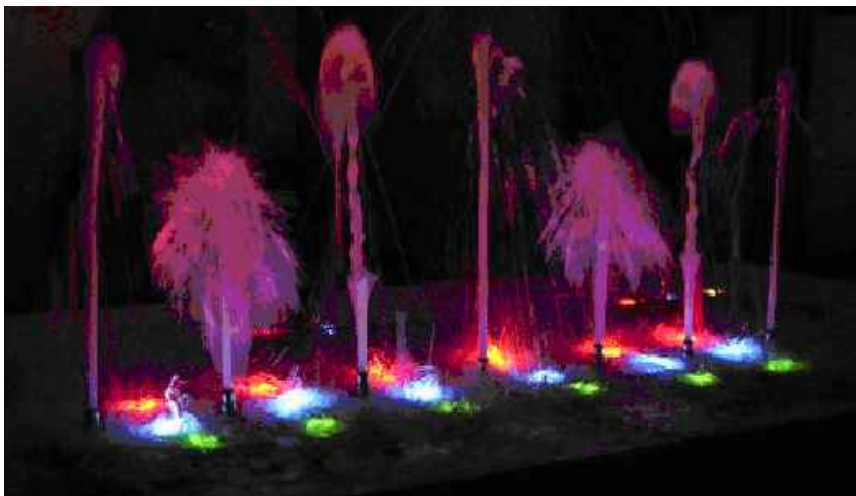
Examples

You may also want to see some example layouts of musical fountain options which can be seen below

Musical fountain layout example



This is a Basic musical fountain, below is what this fountain actually looks like.



Picture courtesy of Anthony Camilleri

Exclusive Fountains

The Concept

Ideally each nozzle should have its own set of lights (one of each colour), but as you can see we have opted to put the lights in between the jets, so each set of lights can illuminate two nozzles. In this case each colour of lights is on one channel, so using access software all green lamps for example will do the same thing at the same time. However each pump is on its own channel (8 pump channels in total)

The reason for this is that if all pumps have the same nozzle they can run in sequence from left to right then back etc, which in itself is a very good display. Access can also reduce the height of each jet and intensity of each set of lights.

The controls

As there are 8 pump / nozzles, 3 light colours this gives us a total of 11 channels, which means it will require 3 dmx dimmers to operate (each dimmer is 4 channels) It will also require our access software which is custom written for each fountain.

The materials of the fountain featured

8 Variable speed pumps, 7 Foaming nozzles, 1 Pirouette nozzle, 18 lights,

18 Coloured lenses, 6 Water proof transformers, 3 DMX dimmers

Access software, access to computer interface.

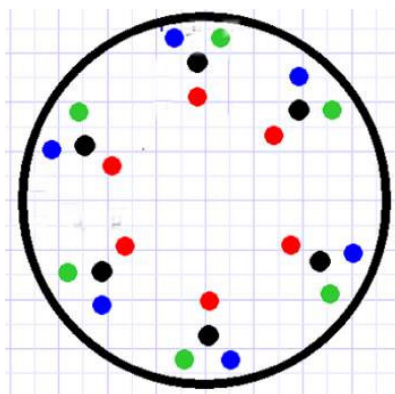
This **does not** Include sound system, pool or water filtration

We can supply these separately (or you can supply them yourself)

As mentioned at the top, this is just to give you an idea costs will vary according to what you actually want / size of pool (this one is approximately 8 x 5 feet.) We can not give you an exact price in this document, because each fountain is made for you, that is why we are

Exclusive Fountains

Here is another **example**, but in this case, unlike the previous fountain "set" is mirrored by one opposite, but in this case each "set" of lights is on 3 channels so that the only lights to be on will be those sets which have a pump running. But instead of 8 pumps it only has 6 Pumps



Exclusive Fountains

Cost

"Commercial" musical fountains start at around £20,000

Questions

If you are interested then **we need to know the following:**

- 1) What are the pool dimensions?
- 2) Are there any particular **nozzles** you would like (please see our nozzles page)
www.exclusivefountains.co.uk/nozzles-commercial-index.htm
- 3) Do you have a computer on site (this is required for our access software)
- 4) Is it for public viewing* (A site plan)
- 5) What is your budget for the fountain, **not including pool** / sound system
- 6) We can help with designing your musical fountain, but we do need the answers to the above questions
- 7) We can help with the design of your musical fountain, but we need a starting point which is why we have these drawings we also need to know your budget.

If you are building a concrete pool you will also require cable entry glands which are on our page

www.exclusivefountains.co.uk/cable-glands.htm

NOT included: Pool, Water, Sound system, Pool filtration / treatment, P.C.

Without answers we can not help

David,

Systems Engineer

If you wish to know more please visit our website

www.exclusivefountains.co.uk